

European Association of Museums of the History of Medical Sciences

EAMHMS

NEWSLETTER NO.02 SPRING 2016

The European Association of Museums of the History of Medical Sciences, in short EAMHMS, is an international organisation (reaching beyond Europe) connecting individuals and institutions who and which are professionally active or profoundly interested in all aspects of medical history collections and museums. Its fundamental goals are to share information and expertise, to fuel a creative exchange of experience and knowledge, and generate ideas to enable the development of joint projects in this field. With its networking and shared activities, EAMHMS strives to contribute substantially to shaping and furthering material culture in medical history

Visit our website! <http://www.eamhms.org>

Dear friends and all who are interested in the field of medical history collections!

EAMHMS

The first issue of the new EAMHMS newsletter, released in November 2015 (see http://www.eamhms.org/wp-content/uploads/2012/12/EAMHMS-newsletter_2015_01_print.pdf), has been received very positively.

Thank you very much for your responses and suggestions. Today we are pleased to present you with the second edition listing exhibitions and publications, events and announcements, thus providing a diverse, intriguing and inspiring picture of what is currently going on in the scene of medical history collections and museums. We hope you find this interesting and we

kindly ask you to share this newsletter with anybody in your cosmos who may be linked in any way to our topics.

In addition, I would like to address your full attention to the 18th biennial EAMHMS Conference '**Out of the Showcase**' from 28 September – 1 October 2016 in Groningen (Netherlands). Please take a look at the highly interesting two day programme below, composed by Rolf ter Sluis. And feel free to register as soon as possible! It would be great to see you in Groningen later in the year.

With all best wishes,
Thomas Schnalke, EAMHMS President



EAMHMS CONFERENCE 2016

The 18th biennial EAMHMS conference takes place in Groningen, **28 September – 1 October 2016**. The provisional programme is as follows:

Wednesday 28 September 2016

- Board Meeting EAMHMS
- Early registration
- Welcome reception, University Museum, 17.30 -19.00

Thursday 29 September 2016

- Registration
- Welcome and Introduction

Prof. Dr. Thomas Schnalke, President EAMHMS

Rolf ter Sluis, host and organiser EAMHMS Conference

THEMATIC SESSION: Bridging the Gap: Interaction

- Jacqueline Healy, Medical History Museum & Henry Forman Atkinson Dental Museum, University of Melbourne, Australia
Broadening Audiences Through the Object
- Nick Dent, Loesja Vigour, Wellcome Collection and Nicola Cook, Wellcome Library, London, UK
Look –Touch – Read – Collect – Talk
- Brandy Schillace, Dittrick Medical History Center and Museum, Cleveland, USA
How Medicine Became Modern
- Reina de Raat, University Museum, University of Utrecht, The Netherlands
Dialogue Zone, a Different Form of Presentation

THEMATIC SESSION: Hands-on: Interaction

- Willem J. Mulder, Anna Radziun, Kunstkamera, Saint Petersburg, Russia
A Challenge: 15 Years of Restorations on the Frederick Ruysch Anatomical Collection
- Rina Knoeff, Faculty of Arts, University of Groningen, The Netherlands
Sustainable Anatomy. On the Recycling of Preparations in the Cabinets of Frederick Ruysch
- Maie Toomsalu, Liina Pärnsalu, University of Tartu, Estonia
Museum Learning with Rubber Gloves
- Louisa Burden, Bryony Cairncross and Emma Duggan, Science Museum, London, UK
Cutting Down on Contractors: Trialling the Use of Museum Staff from all Departments to Pack Deinstalled Medical Objects

- Christa Habrich Lecture: Speaker to be announced
- Reception at the Academy Building, 17.00 – 19.00

Friday 30 September 2016


THEMATIC SESSION: Research and Teaching

- **Alfons Zarzoso, Museu d'Història de la Medicina de Catalunya, Barcelona, Spain**
Artificial Respirators in Barcelona, 1950s-70s: The Rise and Fall, Transformation and Loss of a Boundary Medical Technology
- **Ieva Libiete, Ilze Sirma, Paul Stradins Museum of History of Medicine, Riga, Latvia**
The Patient's View: Collecting and Exhibiting Medical History from Below
- **Manon Parry, Hugo Schalkwijk, University of Amsterdam, The Netherlands**
Recreating Lost Objects Online: The AIDS Histories Digital Scrapbook Project
- **Lois Hendrickson, Dominique A. Tobbel, University of Minnesota, USA**
Academic Health Center History Project
- **Paula Summerly, University of Texas, Galveston, USA**
Resurrecting Historical Anatomical & Pathological Specimens: A Contextual Approach
- **General Meeting EAMHMS**

THEMATICAL SESSION: Broadening Insights

- **Lorraine Ward, Stewart Emmens, Katie Gonzalez-Bell, Science Museum, London, UK**
Working with the Wounded: The Co-Curation of Military Mental Health
- **Dominic Hall, Warren Anatomical Museum, Harvard Medical School, USA**
Without a Showcase: The Mobile Reality of Harvard Medical School's Historic Warren Anatomical Museum
- **Isabel Atzl, Berlin Museum for the History of Medicine, Germany**
When Objects Change Subjects: Nursing Things and their Value for Medical Museums
- **Anna Dhody, Mütter Museum, Philadelphia, USA**
The Mütter Institute: Looking to the Past to Improve our Future
- **Closing Remarks**
- **Farewell Dinner**

For more information including how to register and hotels, please go to: www.eamhms2016.nl



EAMHMS MEMBERSHIP/NEW MEMBERS

If you or your organisation are interested in joining EAMHMS, please contact the membership secretary Rolf ter Sluis (Groningen, The Netherlands): r.ter.sluis@rug.nl

The individual membership fee is 30 euros per year; institutional membership is 75 euros per year.

Membership fee payment

We will soon offer the possibility to process payments using PayPal and money transfer (IBAN/BIC). Please bear with us for the moment.

NEWS IN THE SCENE



EXHIBITION

Totally Sick! - Artists' Interventions in the Medical History Museum
Medical History Museum, Gothenburg, Sweden

Until 12 May 2016

<https://www2.sahlgrenska.se/sv/SU/Om-sjukhuset/Medicinhistoriska-museet/8-In-English/Temporary-exhibitions/>

EXHIBITION

Wilhelm Fabry – Persönlichkeit, Wirken, Weltbild, Netzwerk, Patienten
[[Wilhelm Fabry – Personality, Achievements, Worldview, Connections, Patients]
Wilhelm Fabry Museum, Hilden, Germany

Until 29 May 2016

<http://www.wilhelm-fabry-museum.de/index.php/veranstaltungen02/event/301-exhibition-about-wilhelm-fabry>

Image: Wilhelm Fabry: *Opera omnia*, 1682


EXHIBITION

Youtopia: Visions of the Past, Present and Future
Bethlem Museum of the Mind, Bethlem Royal Hospital, Beckenham, Kent, UK

Until 25 June

A temporary exhibition, Youtopia: Visions of the Past, Present and Future, showcases works from Bethlem Museum's art collection which treat the themes of utopia and dystopia.

<http://motm.me/Youtopia2016>, (+44) 020 3228 4227





EXHIBITION

Rund um den Bierbauch. Eine Kunstaussstellung von Gabriele und Thomas Neumaier [Round the Beer Belly. Art Exhibition by Gabriele and Thomas Neumaier] Bauerngerätemuseum Hundszell in Kooperation mit dem Deutschen Medizinhistorischen Museum, Ingolstadt, Germany

Until 10 July 2016

<http://www.dmm-ingolstadt.de/index.php?id=138>

Image: © Gabriele and Thomas Neumaier



EXHIBITION

Surfaces. Adolf Fleischmann – Grenzgänger zwischen Kunst und Medizin [Surfaces. Adolf Fleischmann – Crossing the Border between Art and Medicine] Berlin Museum of Medical History at the Charité

Until 11 September 2016

A joint exhibition of the Museum of Concrete Art, Ingolstadt and the German Museum of Medical History, Ingolstadt in the Berlin Museum of Medical History at the Charité

<http://www.bmm-charite.de/ausstellungen/sonderausstellung.html>

Image: top: © Moulagenmuseum Zürich, photo: Bernhard Strauss;
below: © private collection, photo: Bernhard Strauss



EXHIBITION

Fertility and Medicine

Maastricht University Medical Center+, Maastricht, The Netherlands

Until September 2016

Contact: Prof. dr. E.S. Houwaart, Maastricht University



EXHIBITION

Verschluckt und ausgestellt. Die materielle Kultur der Medizin, erzählt mit Objekten aus der Sammlung [Swallowed and Exhibited. The Material Culture of Medicine, told with Objects from our Collection] Medizinhistorisches Museum, Hamburg, Germany

Until 16 October 2016

<http://www.uke.de/kliniken-institute/institute/geschichte-und-ethik-der-medizin/medizinhistorisches-museum/ausstellungen/sonderausstellungen/index.html>

Image: Operating table. Photo: Alexa Seewald



EXHIBITION

Gallery of Humankind
Royal Belgian Institute of Natural Sciences

Until 2019

From Sahelanthropus to Homo sapiens, from embryo to adult:
explore the human evolution and body in the all new
'Gallery of Humankind – Our Evolution, Our Body.'

<https://www.naturalsciences.be/en/museum/exhibitions-view/771/2762/377>

Image: © Koen Broos



EXHIBITION

The Anatomical Venus Exhibited (Obstetrics in Catalonia)
Museu d'Història de la Medicina de Catalunya in cooperation with
Science Museum mNACTEC, Terrassa, Barcelona

1-31 May 2016

<http://www.museudelamedicina.cat>

Image: © Museu d'Història de la Medicina de Catalunya



EXHIBITION


100 ans de la Maternité du CHUV [100 Years of Motherhood at CHUV]
Espace Arlaud, Lausanne, Switzerland

4 May – 3 July 2016

In 2016, the famous CHUV celebrates 100 years of motherhood and by 2017, 50 years of neonatology. To mark these dates, a programme of artistic, cultural, social and scientific events around themes of pregnancy and birth are planned. The exhibition includes archival text and photo documentation directed by the Institute of History of Medicine and Public Health; a contemporary look at maternity by photographers Elina Brotherus, Moa Karlberg and Stéphane Chammartin; and documentary films produced by MA Social Sciences students at the University of Lausanne; plus a conference programme.

http://www.chuv.ch/dgo/dgo_home/dgo_presentation/dgo_100ansmaternite.htm

<https://www.facebook.com/100ansMaternite>



EXHIBITION

Die Seele ist ein Oktopus. Antike Vorstellungen vom belebten Körper
[The Soul is an Octopus. Ancient Ideas of Life and the Body]
Berlin Museum of Medical History at the Charité

11 May – 11 September 2016

A joint exhibition of the Berlin Excellence Cluster TOPOI, The Formation and Transformation of Space and Knowledge in Ancient Civilisations, and the Alexander von Humboldt Professorship of Classics and History of Science held in the Berlin Museum of Medical History at the Charité

<http://www.bmm-charite.de/ausstellungen/sonderausstellung.html>

Image: © Christoph Geiger



EXHIBITION

Ut ur bilden, in I rummet [Out of the Picture, Into the Room]
Medical History Museum, Gothenburg, Sweden

24 May – 16 December 2016

Following a short break to show the 'Totally Sick!' exhibition (see above), we resume our temporary exhibition, 'Out of the Picture, Into the Room.'

<https://www2.sahlgrenska.se/sv/SU/Om-sjukhuset/Medicinhistoriska-museet/8-In-English/Temporary-exhibitions/>

Image: © Gothenburg Medical History Museum




EXHIBITION

A Story of Obstetrics and Gynaecology in Catalonia
Museu d'Història de la Medicina de Catalunya in cooperation with
Collegi de Metges de Barcelona, Barcelona

1 June – 30 December 2016

http://www.comb.cat/cat/cultura_lleure/any_commemoratiu/home.aspx

Image: © Museu d'Història de la Medicina de Catalunya



EXHIBITION

Wounded: Conflict, Causalities & Care
Science Museum, London

Opens 29 June 2016

This new temporary exhibition will illustrate the remarkable medical responses and innovations of World War One and the personal stories of the wounded and those who cared for them.

<http://sciencemuseum.org.uk>

Image: © Science Museum, London



EXHIBITION

Die „Alte Anatomie“ – ein Gebäude im Wandel. 1723-2016 [The 'Old Anatomy' – the Building and its Changes. 1723-2016]

Deutsches Medizinhistorisches Museum, Ingolstadt, Germany

26 July – 14 September 2016

<http://www.dmm-ingolstadt.de/index.php?id=264>

Image: Engraving by Simon Thaddaeus Sondermeyr, 1723



EXHIBITION

Geistesfrische. Alfred Kubin und die Sammlung Prinzhorn [Fresh Spirit. Alfred Kubin and the Prinzhorn Collection]

Sammlung Prinzhorn, Universitätsklinikum, Heidelberg, Germany

27 October 2016 – 2 March 2017

<http://prinzhorn.ukl-hd.de/index.php?id=112>

Image: Franz Bühler, Ohne Titel, 1909-1916. © Sammlung Prinzhorn, Universitätsklinikum Heidelberg



SYMPOSIUM


People Powered Medicine

Royal College of Surgeons, London

7 May, 9.00am-5.30pm

A one day public symposium investigating public participation in medicine and healthcare: 1800 to the present.

<http://www.rcseng.ac.uk/museums/hunterian/events/special-events>



EVENT

Museums at Night: Vaccination - Yes or No?

Hunterian Museum at the Royal College of Surgeons, London

12 May, 6-9pm

Herd immunity or herd mentality? Make your own mind up at this late opening devoted to exploring the history of and changing attitudes to vaccination.

Free, but advance booking is required via Eventbrite: <https://www.eventbrite.co.uk/e/museums-at-night-vaccination-yes-or-no-tickets-19639656742>



EVENT

Cake and Conversation

Bethlem Museum of the Mind, Bethlem Royal Hospital, Beckenham, Kent, UK

18 May, 11.00-12.00

To celebrate Mental Health Awareness Week, the museum will be hosting a free 'Cake & Art' event looking at the relationships represented in our temporary exhibition 'Youtopia: Visions of the Past, Present and Future.'
<http://motm.me/CakeandArt16>, (+44) 020 3228 4227



LECTURE

Sam Alberti, Keeper of Science and Technology at National Museums Scotland, will speak on '*The "museum affect" or how individual responses to anatomical collections did create new, unexpected meanings.*'

Catalan Society for the History of Science, Institut d'Estudis Catalans, Barcelona

20 May 2016

<http://www.historiamedicina.cat/>

Image: © Museu d'Història de la Medicina de Catalunya



PUBLICATION

Dolhuys Museum of the Mind (anniversary magazine 2005–2015), Haarlem, The Netherlands, 2015

www.hetdolhuys.nl/media/page/172/content_files/jubileumboek-def-engels.pdf



PUBLICATION

Owen, Harry, *Simulation in Healthcare Education: An Extensive History*, Springer International, Switzerland, March 2016. Simulation is increasingly being used in healthcare education. This book charts the development of simulators from surgical skills trainers described around 400CE to the first human patient simulator developed for student teaching in the 1930s and where and how they were used.

www.springer.com/us/book/9783319265759

Image: Obstetric simulator, 18th century. © Museo di Palazzo Poggi




PUBLICATION

Zarzoso, Alfons (ed), *Anatomical Models. Bodies and Objects in Contemporary Science*. A focus number of the journal *Dynamis* (36/1, 2016) with articles written in English and Spanish by Nike Fakiner, Alba del Pozo, Maribel Morente, Lisa Temple-Cox and Glenn Harcourt.


The whole text is freely accessible at <http://www.revistadynamis.es/en/>

Image: © Dynamis



PUBLICATION

Marion Maria Ruisinger, Simone Schimpf, Thomas Schnalke (eds.): *Surfaces. Adolf Fleischmann – Grenzgänger zwischen Kunst und Medizin*. [Surfaces. Adolf Fleischmann – Crossing the Border Between Art and Medicine], Bielefeld 2015. Exhibition catalogue, 224 pages, hardcover, 28 Euro (reduced price only during the exhibition in Berlin), ISBN 978-3-7356-0115-5



PUBLICATION

Uta Kornmeier (ed.): *The Soul is an Octopus. Ancient Ideas of Life and the Body*. Edition Topoi, Berlin 2016, 135 pages, paperback, ISBN 978-3-9817965-0-6



CALL FOR PAPERS

Conference: Dumme Dinge, schlaue Sachen? [Foolish things, clever stuff? The material side of nursing and care.]

Heidelberg

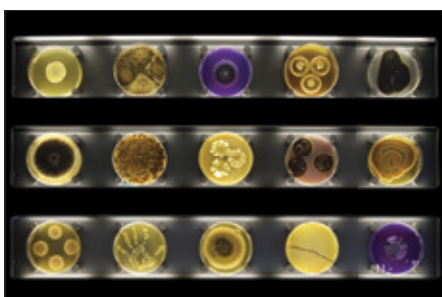
18-20 January 2017

An interdisciplinary and international conference, it takes up questions and focuses on things of care, which were the centre of the research project 'Things of Care.' The full text of the call for papers is available on the homepage.

Museums and collections are particularly invited to answer the call.

<http://www.pflegederdinge.de/abschlussstagung>

Image: © Berliner Medizinhistorisches Museum der Charité, Photo: Christoph Weber



MUSEUMS AND COLLECTIONS

Micropia, Amsterdam: Making the invisible visible. Micropia is an innovative museum dedicated to the imperceptible world of microorganisms. Microbes are the world's smallest, yet most powerful organisms. If you look at this world really closely, a new one opens up. Micropia is part of Natura Artis Magistra and is recommended for ages 8 and upwards.

<http://www.micropia.nl/en/>

Image: © Maarten van der Wal



MUSEUMS AND COLLECTIONS

Mutter Museum, The College of Physicians of Philadelphia: The College is pleased to announce the opening of its newest website, Memento Mütter, which asks the question, 'What does it mean to be human?' This digital exhibit is a glimpse into objects on display in the museum, but also the storage areas where many objects are not accessible to visitors, allowing the opportunity to examine them closely.

<http://memento.muttermuseum.org/>

MUSEUMS AND COLLECTIONS

Ingolstadt, Germany: The German Museum for the History of Medicine is closed due to construction works until end of July. The opening of the new visitors' wing is planned for 23.7.2016. The new wing improves the museum's accessibility and provides services such as shop, cafe, library etc. – all buzzing with life, hopefully!

www.dmm-ingolstadt.de



HOW TO SUBMIT INFORMATION TO THE NEXT NEWSLETTER

DEADLINE: 10 OCTOBER 2016

Currently, the newsletter aims to share information rather than produce articles, therefore the submissions should be brief, but with a link to further information if possible.

Please use the following basic format wherever feasible:

EXHIBITION/CONFERENCE/SEMINAR/WORKSHOP/LECTURE

Title

Venue

Date

A sentence description (optional)

URL or contact

PUBLICATION

Author(s)/Editor(s)

Title

Place of publication/Publisher

Date

A sentence description (optional)

URL (optional)

MUSEUMS AND COLLECTIONS

News items which do not fall into the other categories.
Please see the entries in this newsletter for guidance.

BLOG

One or two sentences and url.

Images

Images are very welcome: one image for each entry with a credit line where necessary. If you do not submit an image, there will be a blank space beside your entry. Please send high resolution images whenever possible.

Your entry should be sent to your local info-collector or simply write an e-mail to our newsletter editor. The people to contact in this respect are:

- **Lisa Sputnes Mouwitz**, Gothenburg,
for the Scandinavian countries: lisa.mouwitz@vgregion.se

- **Marion Maria Ruisinger**, Ingolstadt,
for the German speaking countries (Germany, Austria, German part of
Switzerland): marion.ruisinger@ingolstadt.de

- **Mieneke te Hennepe**, Leiden,
for the Benelux countries: mieneketehennepe@museumboerhaave.nl

- **Katie Dabin**, London, for the UK: Katie.Dabin@sciencemuseum.ac.uk

- **Jim Edmonson**, Cleveland, for North America: jme3@case.edu

- **Aude Fauvel and Roxane Fuschetto**, Lausanne,
for the French part of Switzerland and the French speaking countries:
aude.fauvel@chuv.ch and roxane.fuschetto@chuv.ch

- **Alfonso Zarzoso**, Barcelona, for Spain: azarzoso@museumdelamedicina.cat

- **Sara Barnes**, Berlin, newsletter editor:
sarabarnes10@googlemail.com (**please write EAMHMS in the subject line**)

We look forward to your information and welcome any suggestions
regarding this newsletter!

Sara Barnes, Berlin

Thanks to Nynke Tiekstra, [ColtsfootMedia](#)

IMPRESSUM

Dr Sara Barnes (newsletter editor)
sarabarnes10@googlemail.com

Prof. Dr. Thomas Schnalke
EAMHMS President
c/o Berliner Medizinhistorisches Museum der Charité
Charitéplatz 1
10117 Berlin