

WebPA integration with Moodle

This tutorial will walk you through setting up a WebPA activity in Moodle. The integration work has incorporated the following functions:

- Single sign on from Moodle to WebPA
- Automatic migration of Moodle groupings to WebPA collections
- Automatic student account creation during grouping migration
- WebPA Assessment creation from within Moodle
- WebPA form selection to use from Moodle
- Ability to import Mark sheet report (Student Grades and Feedback) from WebPA into Moodle grade book

Step 1

- Adding a WebPA activity in Moodle



- WebPA Assessment creation page



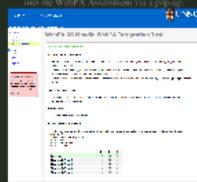
Once you complete the WebPA Assessment activity creation process in Moodle the activity will be released according to the dates you've set. Below is an example of how a student will see this activity in Moodle.



Once the student selects the activity they'll be taken to the activity title and description page where they can select to login to WebPA and begin the assessment. This login happens automatically and seamlessly for both students and instructors.



The login option takes the student directly into the WebPA Assessment via a popup.



Step 2

- Marking assessment and importing grades and feedback into the Moodle gradebook tool



The WebPA Assessment activity is available to your students. Below is a screenshot of the data imported from your use of the WebPA Assessment including the information provided for the students.



This User report generated displays what a student will see.



I hope you found this tutorial useful, but please don't hesitate to contact me if you have any questions.

John Paul Posada

Educational Technologist
Faculty of Engineering
The University of New South Wales | UNSW Sydney | NSW | 2052
E: jp.posada@unsw.edu.au
Tel: +61 2 9385 6123 | Mob: +61 2 0401 713 540 | Fax: +61 2 9385 5456

WebPA integration with Moodle

This tutorial will walk you through setting up a WebPA activity in Moodle. The integration work has incorporated the following functions:

- Single sign on from Moodle to WebPA
- Automatic migration of Moodle groupings to WebPA collections
- Automatic student account creation during grouping migration
- WebPA Assessment creation from within Moodle

This tutorial will walk you through setting up a WebPA activity in Moodle. The integration work has incorporated the following functions:

- Single sign on from Moodle to WebPA
- Automatic migration of Moodle groupings to WebPA collections
- Automatic student account creation during grouping migration
- WebPA Assessment creation from within Moodle
- WebPA form selection to use from Moodle
- Ability to import Mark sheet report (Student Grades and Feedback) from WebPA into Moodle grade book

Step 1

- Adding a WebPA activity in Moodle

The screenshot displays the Moodle user interface for the 'FacEng-Moodle' course. The top navigation bar includes the UNSW Engineering logo and the user's name 'John-Paul Posada'. The main content area shows a 'Topic outline' with several items: 'News forum', 'Quiz Example', 'Assignment', and 'Test link to resource'. A 'With Moodle edit mode on select the WebPA Assessment from the Add an activity drop-down menu' text box with an arrow points to the 'Add an activity...' dropdown menu, which is open and shows a list of activity types. 'WebPA Assessment' is highlighted in green in the list. Other activity types visible include 'Advanced uploading of files', 'Online text', 'Upload a single file', 'Offline activity', 'Chat', 'Choice', 'Database', 'Flashcard-Trainer', 'Forum', 'Glossary', 'Group Choice', 'Lesson', 'Mobile Learning Object', 'Mobile-Tag', 'Questionnaire', 'Quiz', 'SCORM/AICC', 'Survey', and 'Wiki'. The right sidebar contains several widgets: 'UNSW Rules' (listing policies like Student Conduct Policy and Plagiarism Guidelines), 'Latest News' (with a 'Add a new topic...' button), and 'Upcoming Events' (listing dates for various weeks of the semester).

With Moodle edit mode on select the WebPA Assessment from the Add an activity drop-down menu

The image shows a Moodle page in edit mode with five 'Add a resource...' buttons. The second button from the top has its dropdown menu open, displaying a list of activities. The 'WebPA Assessment' option is highlighted in green. A grey arrow points from the text box to this option. The list of activities includes: Advanced uploading of files, Online text, Upload a single file, Offline activity, Chat, Choice, Database, Flashcard-Trainer, Forum, Glossary, Group Choice, Lesson, Mobile Learning Object, Mobile-Tag, Questionnaire, Quiz, SCORM/AICC, Survey, WebPA Assessment, and Wiki.

Button Label	Dropdown Menu Item
Add a resource...	Add an activity...
Add a resource...	Advanced uploading of files
Add a resource...	Online text
Add a resource...	Upload a single file
Add a resource...	Offline activity
Add a resource...	Chat
Add a resource...	Choice
Add a resource...	Database
Add a resource...	Flashcard-Trainer
Add a resource...	Forum
Add a resource...	Glossary
Add a resource...	Group Choice
Add a resource...	Lesson
Add a resource...	Mobile Learning Object
Add a resource...	Mobile-Tag
Add a resource...	Questionnaire
Add a resource...	Quiz
Add a resource...	SCORM/AICC
Add a resource...	Survey
Add a resource...	WebPA Assessment
Add a resource...	Wiki
Add a resource...	Add an activity...

• WebPA Assessment creation page

Adding a new WebPA Assessment to topic 3

General

Name*

Collection/Grouping

Form

Assessment description

Path:

Toggle rich text editor

[Help with the editor \(new window\)](#)

Options

Setting WebPA Assessment options (Self & Peer, Peer Only, Allow Feedback, Prompt)

Open date

Close date

Assessment type

Allow students to view feedback

Allow students to provide their own feedback

Prompt for students to provide feedback

Common module settings

Group mode

Grouping

Available for group members only

Visible

ID number

Grade category

Release Date Disable

Close Date Disable

There are required fields in this form marked*.

Moodle Docs for this page

- Name WebPA Assessment
- Select Moodle Grouping to use (Transfers all groups and members to WebPA Collection)
- Create or select a WebPA Form to use in assessment (Any forms available in your account will be available in the drop-down otherwise select the link to 'Create a new form')
- The description area is a good place to add instructions and information about the activity you're asking students to do.

Setting WebPA Assessment options (Self & Peer, Peer Only, Allow Feedback, Prompt)

Setting WebPA Moodle Activity release criteria, this will control when the link to the activity is made available to students in Moodle, to what grouping it will be made visible to, and when it should be closed.

Path:

Toggle rich text editor

 [Help with the editor \(new window\)](#)

Setting WebPA Assessment options (Self & Peer, Peer Only, Allow Feedback, Prompt)

Options

Open date 25 May 2010 12 40

Close date 25 May 2010 12 40

Assessment type Self and peer assessment

Allow students to view feedback

Allow students to provide their own feedback

Prompt for students to provide feedback

Common module settings

Group mode Separate groups

Grouping None

Available for group members only

Setting WebPA Moodle criteria; this will control activity is made available

Assessment type

Allow students to view feedback

Allow students to provide their own feedback

Prompt for students to provide feedback

Common module settings

Group mode

Grouping

Available for group members only

Visible

ID number

Grade category

Release Date Disable

Close Date Disable

Setting WebPA Moodle Activity release criteria; this will control when the link to the activity is made available to students in Moodle, to what grouping it will be made visible to, and when it should be closed.

There are n

[Moodle Docs for this page](#)

Once you complete the WebPA Assessment activity creation process in Moodle the activity will be released according to the dates you've set. Below is an example of how a student will see this activity in Moodle.

The screenshot displays a Moodle course interface for UNSW Engineering. At the top, the UNSW logo and 'ENGINEERING' text are visible, along with the user's name 'John-Paul Posada' and a 'Logout' link. The course title 'FacEng-Moodle' and 'Gradebook Test' are shown in the breadcrumb trail. The 'Topic outline' section lists several activities: 'News forum', 'Quiz Example', 'Assignment', and 'Test link to resource'. Below these, a list of topics is shown, with the first topic, '1 WebPA from Moodle Integration Assessment 1', highlighted by a grey arrow. The sidebar on the left contains 'Engineering' guides and subject guides. The right sidebar features 'UNSW Rules' and 'Latest News' sections.

u've set. Below is an example of how a student activity in Moodle.

UNSW | ENGINEERING

THE UNIVERSITY OF NEW SOUTH WALES
SYDNEY • CANBERRA • AUSTRALIA

You are logged in as John-Paul Posada (Logout)

FacEng-Moodle ► Gradebook Test

Switch role to... Turn editing on

Engineering

Guides | New | Popular | About

Visit the Engineering Subject Guide ...

Engineering
Subject Guide to Engineering resources for UNSW students and staff
Last update on 05-06-2010 by UNSW Library

Search Library Catalog

Topic outline

	News forum	
	Quiz Example	
	Assignment	
	Test link to resource	
1	WebPA from Moodle Integration Assessment 1	<input type="checkbox"/>
2		<input type="checkbox"/>
3		<input type="checkbox"/>
4		<input type="checkbox"/>
5		<input type="checkbox"/>

UNSW Rules

- Student Conduct Policy PDF (Effective 1 December 2009)
- Plagiarism Guidelines for Staff & Students
- Plagiarism & Academic Integrity (website)

Latest News

Add a new topic...
(No news has been posted yet)

Guides | [New](#) | [Popular](#) | [About](#)

Vist the Engineering Subject Guide ...

Engineering
Subject Guide to Engineering resources for UNSW students and staff
Last update on 05-06-2010 by JNSW Library

Search Library Catalog

News forum
Quiz Example
Assignment
Test link to resource


- 1 [WebPA from Moodle Integration Assessment 1](#)
- 2
- 3
- 4
- 5

- Student Conduct Policy PDF (Effective 1 December 2009)
- Plagiarism Guidelines for Staff & Students
- Plagiarism & Academic Integrity (website)

Latest News

Add a new topic...
(No news has been posted yet)

Once the student selects the activity they'll be taken to the activity title and description page where they can select to 'Login to WebPA' and begin the assessment. This login happens automatically and seamlessly for both students and instructors.

 **UNSW**
THE UNIVERSITY OF NEW SOUTH WALES
SYDNEY • CANBERRA • AUSTRALIA

ENGINEERING

FacEng-Moodle ▶ Gradebook Test ▶ WebPA Assessments ▶ WebPA from Moodle Integration Assessment 1

WebPA from Moodle Integration Assessment 1


Please provide your teammates with good creative feedback and evaluate their performance so your groups grade can be evenly dispersed amongst the team.

> [Log in to WebPA](#)

[John-Paul Posada] You are logged in as elecstud17 stud17 (Logout)

[Gradebook Test](#)

ent. This login happens automatically and seamlessly
and instructors.

 **UNSW**
THE UNIVERSITY OF NEW SOUTH WALES
SYDNEY • CANBERRA • AUSTRALIA

ENGINEERING

Jump to...

FacEng-Moodle ▶ Gradebook Test ▶ WebPA Assessments ▶ WebPA from Moodle Integration Assessment 1

WebPA from Moodle Integration Assessment 1

Please provide your teammates with good creative feedback and evaluate their performance so your groups grade can be evenly dispersed amongst the team.

[> Log in to WebPA](#)

[John-Paul Posada] You are logged in as elecstud17 stud17 (Logout)

Gradebook Test

The login option takes the students directly into the WebPA Assessment via a pop-up.

WebPA Test7 Student7 UNSW

You are In: home > Moodle WebPA Integration Test 1

Students
home
my groups
my assessments

Support
help
contact
logout

Technical Problem?
If you have a problem, find a bug or discover a technical problem in the system, [contact us](#) to report it!

WebPA OS Moodle WebPA Integration Test 1

[back to assessments list](#)

Taking This Assessment

Please complete the assessment below. For each question *you must give a Score(s) to each group member*, including yourself.

To save your Score(s), you must click the *Save Score(s)* button. Once you have successfully submitted your responses you cannot go back and change your Score(s).

To leave this assessment without saving, click the *back to assessments list* link above, or choosing an option from the menu.

Score(s) Your Team

For each criterion you must rate your teammates using the scale provided. High Score(s) indicate better performance in the criteria.

Introduction

Testing integration with Moodle

Assessment Criteria

1. Did the team member attend and participate in team meeting and complete assigned tasks on schedule?
Participated in Participation
Score 1 : Poor
Score 2 : Satisfactory
Score 3 : Excellent

	1	2	3
Yourself	<input type="radio"/>	<input type="radio"/>	<input type="radio"/>
Student5, Test5	<input type="radio"/>	<input type="radio"/>	<input type="radio"/>
Student6, Test6	<input type="radio"/>	<input type="radio"/>	<input type="radio"/>
Student8, Test8	<input type="radio"/>	<input type="radio"/>	<input type="radio"/>
Student9, Test9	<input type="radio"/>	<input type="radio"/>	<input type="radio"/>

Step 2

- Marking assessment and importing grades and feedback into the Moodle gradebook tool

The screenshot shows the Moodle interface for the 'WebPA from Moodle Integration Assessment 1'. The top navigation bar includes the UNSW logo and 'ENGINEERING' text. Below the navigation bar, there is a breadcrumb trail: 'FacEng-Moodle > Gradebook Test > WebPA Assessments > WebPA from Moodle Integration Assessment 1'. A 'Jump to...' dropdown menu is visible in the top right corner. The main content area features a box with the title 'WebPA from Moodle Integration Assessment 1' and a message: 'Please provide your teammates with good creative feedback and evaluate their performance so your groups grade can be evenly dispersed amongst the team.' Below this message are two links: 'Log in to WebPA' and 'Import marks to Gradebook'. A callout box on the right explains that users should first log in to WebPA before importing marks. At the bottom, there is a 'Moodle Does for this page' notice, a login status for 'John-Paul Pcsade', and a 'Gradebook Test' button.

UNSW THE UNIVERSITY OF NEW SOUTH WALES SYDNEY • CANBERRA • AUSTRALIA | ENGINEERING

FacEng-Moodle > Gradebook Test > WebPA Assessments > WebPA from Moodle Integration Assessment 1

Update this WebPA Assessment

WebPA from Moodle Integration Assessment 1

Please provide your teammates with good creative feedback and evaluate their performance so your groups grade can be evenly dispersed amongst the team.

- > Log in to WebPA
- > Import marks to Gradebook

Moodle Does for this page

You are logged in as John-Paul Pcsade (Logout)

Gradebook Test

Jump to...

Once you're ready to finish the assessment and retrieve the marks you can select the assessment in Moodle and choose to import the marks. However if you haven't marked the assessment in WebPA and created a Mark sheet you'll need to choose the 'Login to WebPA' option to complete this first.




WebPA from Moodle Integration Assessment 1

Please provide your teammates with good creative feedback and evaluate their performance so your groups grade can be evenly dispersed amongst the team.

► [Log in to WebPA](#)

► [Import marks to Gradebook](#)



Once you're ready to finish the assessment and retrieve the marks you can select the assessment in Moodle and choose to import the marks. However if you haven't marked the assessment in WebPA and created a Mark sheet you'll need to choose the 'Login to WebPA' option to complete this first.

 [Moodle Docs for this page](#)

You are logged in as John-Paul Posada (Logout)

Gradebook Test



WebPA from Moodle Integration Assessment 1

Please provide your teammates with good creative feedback and evaluate their performance so your groups grade can be evenly dispersed amongst the team.

> [Log in to WebPA](#)

> [Import marks to Gradebook](#)

Mark Sheet:

Weighting 80

Algorithm webpa

Grading Type numeric

Non-Completion Penalty 0%


With a couple of Mark sheets created I can now choose the 'Import marks to Gradebook' option. This option will provide a drop down of the Mark sheets I can choose from. These are named numerically in the order they were created. Once I choose the Mark sheet I'd like to use I can select the 'Submit to Gradebook' button to import the marks and comments.

[Moodle Docs for this page](#)

You are logged in as John-Paul Posada (Logout)

[Gradebook Test](#)




The WebPA Assessment activity in moodle is now complete. Below is a screenshot of the Grader report view you can see for this WebPA Assessment including the comments provided by the students.


UNSW | ENGINEERING
THE UNIVERSITY OF NEW SOUTH WALES
SYDNEY • CANBERRA • AUSTRALIA


FacEng-Moodle ▶ Gradebook Test ▶ Grades ▶ View ▶ Grader report

Choose an action ...

Grader report

		Main Grades Category			
First name / Surname ↑	ID number	Assignment ↓	Quiz Example ↓	WebPA from Moodle ... ↓	Course total ↓
					81.88
					WebPA from Moodle Integration Assessment 1
 cvenstud16 stud16	tstud3	-	-	-	81.88
 elecstud16 stud16	tstud5	-	-	96.07	96.07
 gscestud16 stud16					

This User report screenshot displays what a student will see.


Jump to...

FacEng-Moodle ▶ Gradebook Test ▶ Grades ▶ View ▶ User report

Choose an action ...

User report - cvenstud16 stud16

Grade item	Grade	Range	Percentage	Feedback
Main Grades Category				
Assignment	-	0.00–80.00	-	
Quiz Example	-	0.00–20.00	-	
WebPA from Moodle Integration Assessment 1	81.88	0.00–100.00	81.88 %	<ul style="list-style-type: none"> Who the hell is this. I thought he dropped out. He contacted us once and then never heard from him again. Oh well some people want to pass and some fail, and some don't care. I am pound for pound the greatest ever. Float like a Butterfly and sting like a bee. This chick is so hot, i hope to marry her one day, or at least date her. Oh and she was also a very constructive team member. This guy did nothing and deserves less. Not bad, I think I'll hang out with him and have some beers later.
Course total	81.88	0.00–100.00	81.88 %	

I hope you found this tutorial useful, but please don't hesitate to contact me if you have any questions.

John Paul Posada

Educational Technologist

Faculty of Engineering

The University of New South Wales | UNSW Sydney | NSW | 2052

E: jp.posada@unsw.edu.au

Tel: +61 2 9385 6123 | Mob: +61 2 0401 713 540 | Fax: +61 2 9385 5456