

WebPA Moodle Integration Part 1

In this tutorial we hope to show you:

- how to get your WebPA Assessment into Moodle as an activity
- have your student grades and feedback from WebPA imported into Moodle

Step 1: First, create the WebPA Assessment and results. Step 2: Now you'll need to create the activity within Moodle.

Your WebPA Assessment activity in Moodle is created and released at this stage. Below is an example of how a student will see this activity in Moodle.

Now the student will see the activity 'WebPA' when in the course and they should be able to click on the 'login' button to access the WebPA assessment.

The 'login' option takes the students directly into the WebPA Assessment.

The 'Direct report' option displays a table similar to this.

As the title says this is only part 1 of this WebPA / Moodle integration project. Moving forward we plan to have further integration so these procedures may change in the future to include the following:

- Moodle grouping to WebPA Group Collection automation
- WebPA Form creation from Moodle
- WebPA Assessment creation from Moodle

I hope you find this tutorial useful, but please feel free to contact me if you have any questions.

WebPA Moodle Integration Part 1

In this tutorial we hope to show you:

- how to get your WebPA Assessment into Moodle as an activity
- have your student grades and feedback from WebPA imported into Moodle

Your WebPA Assessment activity in Moodle is created and released at this stage. Below is an example of how a student will see this activity in Moodle.

Step 1.

In edit mode select the WebPA Assessment activity from the drop down menu to add a new WebPA Assessment.

Step 1.

In edit mode select the WebPA Assessment activity from the drop down menu to add a new WebPA Assessment.

The screenshot shows the Moodle interface for the UNSW Engineering course. The page is in edit mode, as indicated by the 'Turn editing off' button in the top right. The main content area is titled 'Topic outline' and contains a list of activities: News forum, Quiz Example, Assignment, and Test link to resource. Below these are six numbered sections, each with an 'Add a resource...' and an 'Add an activity...' dropdown menu. The 'Add an activity...' menu for the first section is open, displaying a list of activity types. 'WebPA Assessment' is highlighted in green, indicating it is the selected option. Other activity types include Advanced uploading of files, Online text, Upload a single file, Offline activity, Chat, Choice, Database, Flashcard-Trainer, Forum, Glossary, Group Choice, Lesson, Mobile Learning Object, Mobile-Tag, Questionnaire, Quiz, SCORM/AICC, Survey, and Wiki. The left sidebar contains navigation links for Engineering, My Courses (FacEng-Moodle, Sandbox, Gradebook Test, MDLTUTE, Test), and People. The right sidebar contains UNSW Rules, Latest News, and Upcoming Events.

ADD A RESOURCE...

?

Add a resource...

?

Add a resource...

?

Add a resource...

?

Choice

Database

Flashcard-Trainer

Forum

Glossary

Group Choice

Lesson

Mobile Learning Object

Mobile-Tag

Questionnaire

Quiz

SCORM/AICC

Survey

WebPA Assessment

Wiki

Add an activity...



Step 2.

Now you'll need to name this activity within Moodle.

this activity within Moodle.

Adding a new WebPA Assessment to topic 1

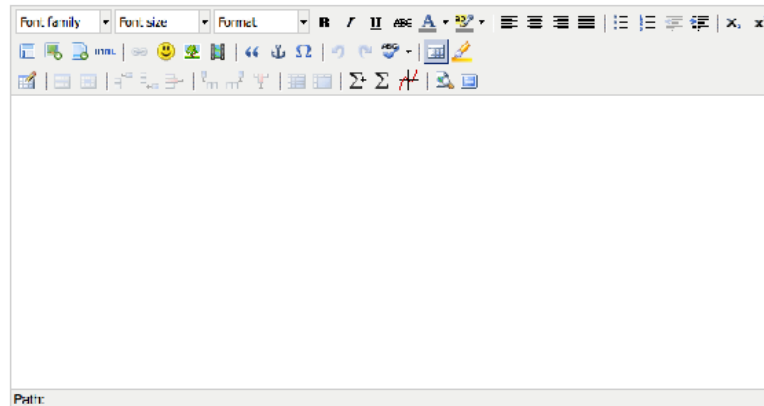
General

Name* You must supply a value here.

Assessment

[Create a new assessment](#)

Description



A rich text editor toolbar with various icons for text formatting, alignment, and insertion. Below the toolbar is a large empty text area for the description.

Path:

[Toggle rich text editor](#)

[Help with the editor \(new window\)](#)

Note: As with all Moodle activities there are common module settings which can be configured. These will only affect the release of the Moodle activity, not the WebPA Assessment release dates, or group collections

Common module settings

Group mode

Visible

ID number

Grade category

Release Date Disable

Close Date Disable

There are required fields in this form marked*.

 Moodle Docs for this page

You are logged in as John-Paul Posada (Logout)

[Gradebook Test](#)

Path:

[Toggle rich text editor](#)

 [Help with the editor \(new window\)](#)

Note: As with all Moodle activities there are common module settings which can be configured. These will only affect the release of the Moodle activity, not the WebPA Assessment release dates, or group collections

Common module settings

Group mode 

Visible

ID number 

Grade category

Release Date  Disable

Close Date  Disable

There are required fields in this form marked*.

 [Moodle Docs for this page](#)

You are logged in as John-Paul Posada (Logout)

Step 3.

You can either select one of the assessments you've already created within WebPA from the drop down, or you can select to 'Create a new assessment' in WebPA. The description area can be used to add the instructions you'd like your students to follow for this activity and also explain why they're being asked to do it. Finally you should click one of the save options at the bottom once you're ready.

If you choose to create a new assessment you'll automatically be directed to the WebPA Assessment creation page.

If you choose to create a new assessment you'll automatically be directed to the WebPA Assessment creation page.

Adding a new WebPA Assessment to topic 1

General

Name*

Assessment

Description

Font family | Font size | Format | **B** *I* U ABC   |     |     |  

   HTML |     |    |    |  

 |   |    |   |   |   |   | 


Please provide your teammates with good creative feedback and evaluate their performance so your groups grade can be evenly dispersed amongst the team.

Note: Remember to confirm your student groups have been assigned to a group collection within WebPA prior to creating assessments. WebPA Assessment creation requires you to assign a group collection.

Your WebPA Assessment activity in Moodle is created and released at this stage. Below is an example of how a student will see this activity in Moodle.

The screenshot displays the Moodle interface for the UNSW Engineering course. At the top, the UNSW logo and 'ENGINEERING' text are visible. The user is logged in as John-Paul Posada. The course title is 'FacEng-Moodle' and the current activity is 'Gradebook Test'. The 'Topic outline' section lists several items: 'News forum', 'Quiz Example', 'Assignment', and 'Test link to resource'. A grey arrow points to the 'Test link to resource' item. The sidebar on the right contains 'UNSW Rules' with links to 'Student Conduct Policy PDF (Effective 1 December 2009)' and 'Plagiarism Guidelines for Staff & Students'.

activity in Moodle.



UNSW

THE UNIVERSITY OF NEW SOUTH WALES
SYDNEY • CANBERRA • AUSTRALIA

ENGINEERING

You are logged in as John-Paul Posada (Logout)

FacEng-Moodle ▶ Gradebook Test

? Switch role to... ↕ Turn editing on

Engineering

Guides | [New](#) | [Popular](#) | [About](#)

Visit the Engineering Subject Guide ...

Engineering
Subject Guide to Engineering resources for UNSW students and staff
Last update on 05-06-2010 by UNSW Library

Topic outline

	<div style="display: flex; align-items: center; gap: 5px;"> 🗨️ News forum </div> <div style="display: flex; align-items: center; gap: 5px;"> 📄 Quiz Example </div> <div style="display: flex; align-items: center; gap: 5px;"> 📁 Assignment </div> <div style="display: flex; align-items: center; gap: 5px;"> 📄 Test link to resource </div>	
1	<div style="display: flex; align-items: center; gap: 5px;"> web pa WebPA from Moodle Integration Assessment 1 </div>	☐
2		☐
3		☐
4		☐
5		☐

UNSW Rules

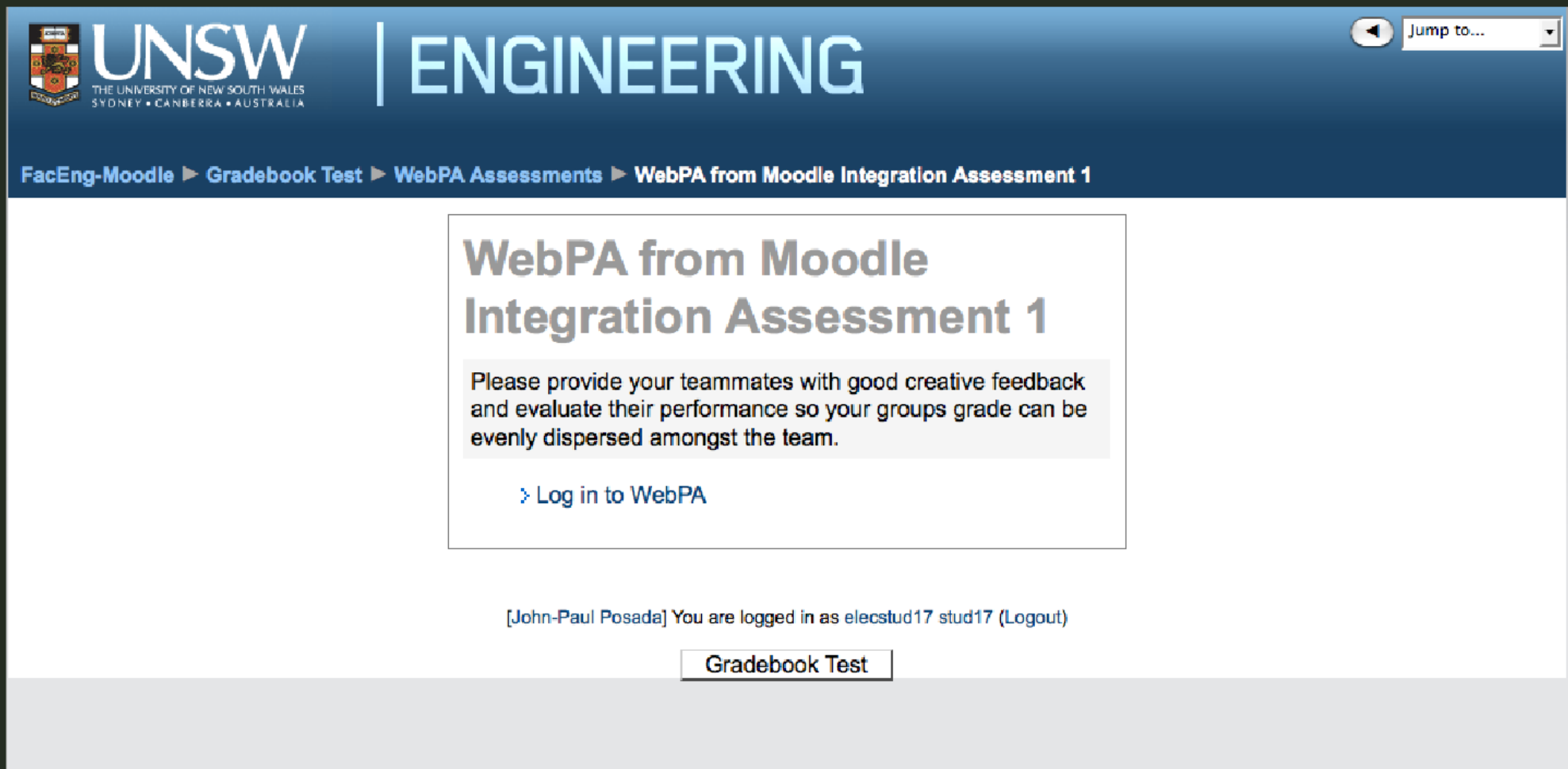
- Student Conduct Policy PDF (Effective 1 December 2009)
- Plagiarism Guidelines for Staff & Students
- Plagiarism & Academic Integrity (website)

Latest News

Add a new topic...
(No news has been posted yet)

Once the student selects the activity they'll be taken to the activity title and description page where they can select to 'Login to WebPA' and begin the assessment. This login happens automatically and seamlessly to both students and instructors.

Once the student selects the activity they'll be taken to the activity title and description page where they can select to 'Login to WebPA' and begin the assessment. This login happens automatically and seamlessly to both students and instructors.



The screenshot shows the top navigation bar of the UNSW Engineering Moodle site. The UNSW logo is on the left, followed by the word 'ENGINEERING' in large blue letters. A 'Jump to...' dropdown menu is on the right. Below the navigation bar is a breadcrumb trail: 'FacEng-Moodle > Gradebook Test > WebPA Assessments > WebPA from Moodle Integration Assessment 1'. The main content area features a title 'WebPA from Moodle Integration Assessment 1' and a text box with instructions: 'Please provide your teammates with good creative feedback and evaluate their performance so your groups grade can be evenly dispersed amongst the team.' Below this is a blue link '> Log in to WebPA'. At the bottom, a user status bar shows '[John-Paul Posada] You are logged in as elecstud17 stud17 (Logout)'. A 'Gradebook Test' button is located at the bottom center.

UNSW
THE UNIVERSITY OF NEW SOUTH WALES
SYDNEY • CANBERRA • AUSTRALIA

ENGINEERING

Jump to...

FacEng-Moodle > Gradebook Test > WebPA Assessments > WebPA from Moodle Integration Assessment 1

WebPA from Moodle Integration Assessment 1

Please provide your teammates with good creative feedback and evaluate their performance so your groups grade can be evenly dispersed amongst the team.


> Log in to WebPA

[John-Paul Posada] You are logged in as elecstud17 stud17 (Logout)

Gradebook Test

The login option takes the students directly into the WebPA Assessment.

WebPA Test7 Student7



You are in: home > Moodle WebPA Integration Test 1

Students
home
my groups
my assessments

Support
help
contact

logout

Technical Problem?
If you have a problem, find a bug or discover a technical problem in the system, [contact us](#) to report it!

WebPA OS Moodle WebPA Integration Test 1

[back to assessments list](#)

Taking This Assessment

Please complete the assessment below. For each question you *must* give a Score(s) to each group member, including yourself.

To save your Score(s), you must click the *Save Score(s)* button. Once you have successfully submitted your responses you cannot go back and change your Score(s).

To leave this assessment without saving, click the *back to assessments list* link above, or choosing an option from the menu.

Score(s) Your Team

For each criterion you must rate your teammates using the scale provided. High Score(s) indicate better performance in the criteria.

Introduction

Testing integration with Moodle

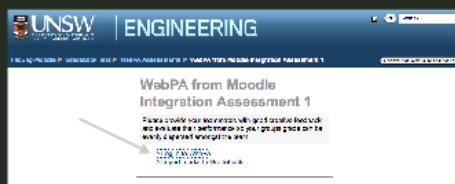
Assessment Criteria

1. Did the team member attend and participate in team meeting and complete assigned tasks on schedule?
Participated in Participation
Score 1 : Poor
Score 2 : Satisfactory
Score 3 : Excellent


	1	2	3
Yourself	<input type="radio"/>	<input type="radio"/>	<input type="radio"/>
Student5, Test5	<input type="radio"/>	<input type="radio"/>	<input type="radio"/>
Student6, Test6	<input type="radio"/>	<input type="radio"/>	<input type="radio"/>
Student8, Test8	<input type="radio"/>	<input type="radio"/>	<input type="radio"/>
Student9, Test9	<input type="radio"/>	<input type="radio"/>	<input type="radio"/>

Finalising WebPA Assessments in Moodle: importing grades and comments

Step 4
Once you're ready to finish the assessment and retrieve the marks you can select the assessment in Moodle and choose to import the marks. However if you haven't marked the assessment in WebPA and created a Mark sheet you'll need to choose the 'Login to WebPA' option to complete this first.



Step 5
With a couple of Mark sheets created I can now choose the 'Import marks to Gradebook' option back in Moodle. This option will provide a drop down of the Mark sheets I can choose from. These are named numerically in the order they were created. Once I choose the Mark sheet I'd like to use I can select the 'Submit to Gradebook' button to import the marks and comments.



Step 4.

Once you're ready to finish the assessment and retrieve the marks you can select the assessment in Moodle and choose to import the marks. However if you haven't marked the assessment in WebPA and created a Mark sheet you'll need to choose the 'Login to WebPA' option to complete this first.

| ENGINEERING



marks. However if you haven't marked the assessment in WebPA and created a Mark sheet you'll need to choose the 'Login to WebPA' option to complete this first.



WebPA from Moodle Integration Assessment 1

Please provide your teammates with good creative feedback and evaluate their performance so your groups grade can be evenly dispersed amongst the team.

[▶ Log in to WebPA](#)

[▶ Import marks to Gradebook](#)

 [Moodle Docs for this page](#)

You are logged in as [John-Paul Posada](#) (Logout)

[Gradebook Test](#)

 Moodle Docs for this page

You are logged in as John-Paul Posada (Logout)

Gradebook Test

Now you can select your closed assessment in WebPA and generate a Mark sheet, or multiple Marks sheets depending on what weighting and criteria you'd like to use to mark your students responses.

John Paul Posada



UNS

Assessments



List Assessments




Create Assessment



WebPA OS my assessments

Use the tabs below to manage your different categories of assessment.

Now you can select your closed assessment in WebPA and generate a Mark sheet, or multiple Marks sheets depending on what weighting and criteria you'd like to use to mark your students responses.

John Paul Posada 

Assessments

List Assessments Create Assessment

WebPA OS my assessments

Use the tabs below to manage your different categories of assessment.


You can also [create a new assessment](#)






Pending **Open** **Closed** **Marked**

Academic year to display 2009/10

Closed assessments for 2009/10

These assessments were scheduled for some time in the past, and are now closed. No further student submissions can be made to closed assessments, but no marks have yet been generated.

 **Moodle WebPA Integration Test 1**
scheduled: Mon, 10th May, 2010 at 9:00 - Mon, 10th May, 2010 at 14:30
student responses: 10 / 10 - **COMPLETED**

In this example I've created two Mark sheets for my WebPA Assessment.



List Assessments Create Assessment

WebPA OS my assessments

Use the tabs below to manage your different categories of assessment.

You can also [create a new assessment](#)

Pending

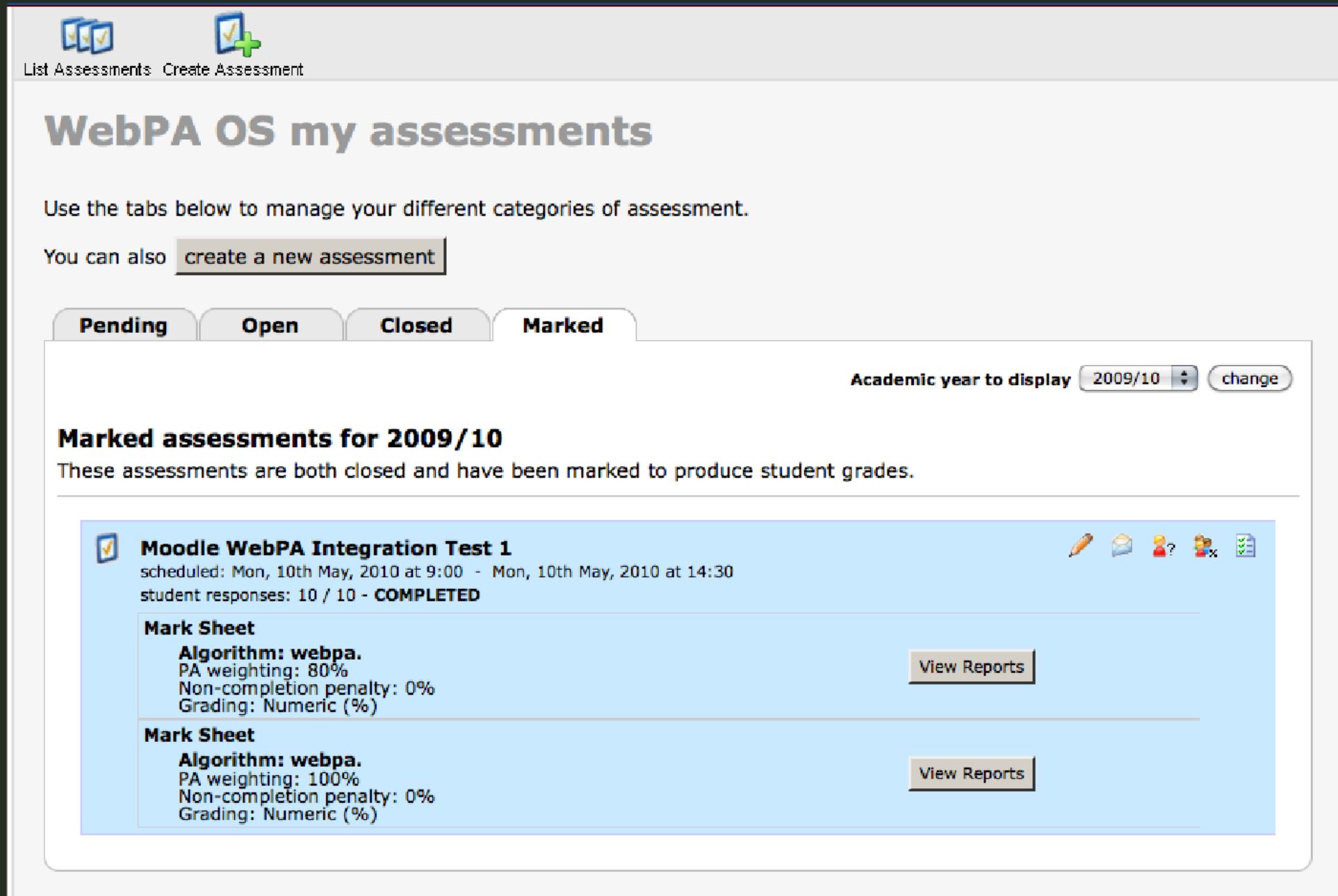
Open

Closed

Marked

Academic year to display 2009/10

In this example I've created two Mark sheets for my WebPA Assessment.



The screenshot shows the Moodle WebPA OS interface. At the top, there are navigation links for 'List Assessments' and 'Create Assessment'. The main heading is 'WebPA OS my assessments'. Below this, there is a message: 'Use the tabs below to manage your different categories of assessment.' and a button labeled 'create a new assessment'. There are four tabs: 'Pending', 'Open', 'Closed', and 'Marked'. The 'Marked' tab is selected. On the right, there is a dropdown menu for 'Academic year to display' set to '2009/10' with a 'change' button. The main content area is titled 'Marked assessments for 2009/10' and contains a description: 'These assessments are both closed and have been marked to produce student grades.' Below this, there is a list of assessments. The first assessment is 'Moodle WebPA Integration Test 1', which is scheduled for Mon, 10th May, 2010 at 9:00 - Mon, 10th May, 2010 at 14:30, with 10 / 10 student responses and a 'COMPLETED' status. It has two 'Mark Sheet' entries. The first Mark Sheet has an 'Algorithm: webpa.', 'PA weighting: 80%', 'Non-completion penalty: 0%', and 'Grading: Numeric (%)'. The second Mark Sheet has an 'Algorithm: webpa.', 'PA weighting: 100%', 'Non-completion penalty: 0%', and 'Grading: Numeric (%)'. Both Mark Sheet entries have a 'View Reports' button. There are also icons for editing, emailing, help, and other functions.

List Assessments Create Assessment

WebPA OS my assessments

Use the tabs below to manage your different categories of assessment.







You can also [create a new assessment](#)

Pending **Open** **Closed** **Marked**

Academic year to display 2009/10 [change](#)

Marked assessments for 2009/10

These assessments are both closed and have been marked to produce student grades.

 **Moodle WebPA Integration Test 1**     

scheduled: Mon, 10th May, 2010 at 9:00 - Mon, 10th May, 2010 at 14:30
student responses: 10 / 10 - **COMPLETED**

Mark Sheet

Algorithm: webpa.
PA weighting: 80%
Non-completion penalty: 0%
Grading: Numeric (%)

[View Reports](#)

Mark Sheet

Algorithm: webpa.
PA weighting: 100%
Non-completion penalty: 0%
Grading: Numeric (%)

[View Reports](#)

Step 5.

With a couple of Mark sheets created I can now choose the 'Import marks to Gradebook' option back in Moodle. This option will provide a drop down of the Mark sheets I can choose from. These are named numerically in the order they were created. Once I choose the Mark sheet I'd like to use I can select the 'Submit to Gradebook' button to import the marks and comments.

WebPA from Moodle Integration Assessment 1

Please provide your teammates with good creative feedback and evaluate their performance so your groups grade can be evenly dispersed amongst the team.

- > [Log in to WebPA](#)
- > [Import marks to Gradebook](#)

Mark Sheet:

Weighting 80
Algorithm webpa
Grading Type numeric
Non-Completion Penalty 0%

 [Moodle Docs for this page](#)

You are logged in as John-Paul Posada (Logout)




[Gradebook Test](#)

The WebPA Assessment activity in moodle is now complete. Below is a screenshot of the Grader report view you can see for this WebPA Assessment including the comments provided by the students.



Choose an action ...

Grader report

		Main Grades Category			
First name / Surname ↑	ID number	Assignment ↓	Quiz Example ↓	WebPA from Moodle ... ↓	\bar{x} Course total ↓
					81.88
		evenstud16 stud16 WebPA from Moodle Integration Assessment 1			
 evenstud16 stud16	tstud3	-	-	<ul style="list-style-type: none"> Who the hell is this. I thought he dropped out. He contacted us once and then never heard from him again. Oh well some people want to pass and some fail, and some don't care. I am pound for pound the greatest ever. Float like a Butterfly and sting like a bee. This chick is so hot, i hope to marry her one day, or at least date her. Oh and she was also a very constructive team member. This guy did nothing and deserves less. Not bad, I think I'll hang out with him and have some beers later. 	81.88
 elecstud16 stud16	tstud5	-	-		96.07
 asocstud16 stud16					

This User report screenshot displays what a student will see.

UNSW | ENGINEERING
THE UNIVERSITY OF NEW SOUTH WALES
SYDNEY • CANBERRA • AUSTRALIA

Jump to...


FacEng-Moodle > Gradebook Test > Grades > View > User report

Choose an action ...

User report - cvenstud16 stud16

Grade Item	Grade	Range	Percentage	Feedback
Main Grades Category				
Assignment	-	0.00-80.00	-	
Quiz Example	-	0.00-20.00	-	
WebPA from Moodle Integration Assessment 1	81.88	0.00-100.00	81.88 %	<ul style="list-style-type: none">• Who the hell is this. I thought he dropped out. He contacted us once and then never heard from him again. Oh well some people want to pass and some fail, and some don't care.• I am pound for pound the greatest ever. Float like a Butterfly and sting like a bee.• This chick is so hot, i hope to marry her one day, or at least date her. Ch and she was also a vry constructive team member.• This guy dic nothing and deserves less.• Not bad, I think I'll hang out with him and have some beers later.

This User report screenshot displays what a student will see

 **UNSW**
THE UNIVERSITY OF NEW SOUTH WALES
SYDNEY • CANBERRA • AUSTRALIA

ENGINEERING

Jump to...

FacEng-Moodle ▶ Gradebook Test ▶ Grades ▶ View ▶ User report

Choose an action ...

User report - cvenstud16 stud16

Grade item	Grade	Range	Percentage	Feedback
Main Grades Category				
Assignment	-	0.00–80.00	-	
Quiz Example	-	0.00–20.00	-	
WebPA from Moodle Integration Assessment 1	81.88	0.00–100.00	81.88 %	<ul style="list-style-type: none">• Who the hell is this. I thought he dropped out. He contacted us once and then never heard from him again. Oh well some people want to pass and some fail, and some don't care.• I am pound for pound the greatest ever. Float like a Butterfly and sting like a bee.• This chick is so hot, i hope to marry her one day, or at least date her. Oh and she was also a very constructive team member.• This guy did nothing and deserves less.• Not bad, I think I'll hang out with him and have some beers later.
Course total	81.88	0.00–100.00	81.88 %	

As the title says this is only part 1 of this WebPA / Moodle integration project. Moving forward we plan to have further integration so these procedures may change in the future to include the following:

Moodle grouping to WebPA Group Collection automation

WebPA Form creation from Moodle

WebPA Assessment creation from Moodle

I hope you find this tutorial useful, but please feel free to contact me if you have any questions.

John Paul Posada

Educational Technologist

Faculty of Engineering

The University of New South Wales | UNSW Sydney | NSW | 2052

E: jp.posada@unsw.edu.au

Tel: +61 2 9385 6123 | Mob: +61 2 0401 713 540 | Fax: +61 2 9385 5456